

LED Flexible Strips



OSRAM SMD5630 LED Strips



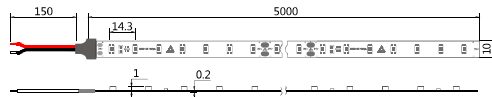
Specifications:

- OSRAM LED
- LED: SMD5630
- Constant current version
- LED Quantity: 70LED/m
- Power: 15W/m
- Voltage: DC24V
- Color: Warm White, Nature White, Pure White
- Waterproof: Non-Waterproof, IP67 Version
- Cutting: 7LED cutting



Applications:


- Cove Lighting
- Architectural decorative lighting
- Archway, canopy and bridge edge lighting
- Auditorium walkway lighting
- Backlighting for signage letters
- Channel letter lighting



70LED/m Strips

Unit:mm

Connections:



Model No.	LED/IC Brand	LED Type	LED Qty	Power (W/m)	Voltage	CC/CV	Light Efficiency	CRI(Ra)	PCB Width	Water-proof	Color	Lumen (lm/m)
C143-F5630X35-W-24CC-OR	OSRAM Infineon	SMD5630	70	15W/m	24V	CC	130lm/W	≥80	10mm	No/IP67	Warm White	1700-1800lm
C143-F5630X35-N-24CC-OR											Nature White	1800-1900lm
C143-F5630X35-P-24CC-OR											Pure White	1900-2000lm

Remark: X stands for waterproof version, A stands for non-waterproof version, C stands for IP67 waterproof version.
CT/K: Warm White 2700-2900K, 3000-3200K, Nature White 4000-4500K, Pure White 6000-6500K
CC means constant current version, CV means Constant Voltage Version



LED Flexible Strips




SAMSUNG SMD5630 LED Strips



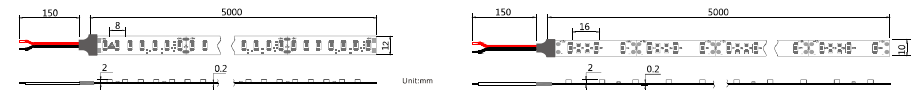
Specifications:

- SAMSUNG LED G2/LM561B and G1/LM561A
- LED: SMD5630
- Constant current version and constant voltage version
- LED Quantity: 60LED/m, 70LED/m, 126LED/m
- Power: 14.4W/m, 15W/m, 22W/m
- Voltage: DC12V, DC24V
- Color: Warm White, Nature White, Pure White
- Waterproof: Non-Waterproof, IP67 Version
- Cutting: 7LED cutting for DC24V version and 3LED for Cutting DC12V Version

Connections:



Dimension Drawings:



126LED/m CC Strips

60LED/m CV Strips

Unit:mm

Model No.	LED/IC Brand	LED Type	LED Qty	Power (W/m)	Voltage	CC/CV	Light Efficiency	CRI (Ra)	PCB Width	Water-proof	Color	Lumen (lm/m)
C143-F5630X35-W-24CC-SG2	SAMSUNG	G2/LM561B	70	15W	24V	CC Version	130lm/W	≥80	10mm	No/IP67	Warm White	1700-1800lm
C143-F5630X35-N-24CC-SG2											Nature White	1800-1900lm
C143-F5630X35-P-24CC-SG2											Pure White	1900-2000lm
C143-F5630X35-W-24C-SG1	SAMSUNG	G1/LM561A	70	15W	24V	CC Version	115lm/W	≥80	10mm	No/IP67	Warm White	1400-1500lm
C143-F5630X35-N-24C-SG1											Nature White	1550-1650lm
C143-F5630X35-P-24C-SG1											Pure White	1650-1750lm
C143-F5630A63-W-24C-SG1	SAMSUNG	G1/LM561A	126	22W	24V	CC Version	115lm/W	≥80	12mm	No	Warm White	2200-2300lm
C143-F5630A63-N-24C-SG1											Nature White	2300-2400lm
C143-F5630A63-P-24C-SG1											Pure White	2400-2500lm
C143-F5630X30-W-12C-SG1	SAMSUNG	G1/LM561A	60	14.4W	12V	CC Version	100lm/W	≥80	10mm	No/IP67	Warm White	1250-1300lm
C143-F5630X30-N-12C-SG1											Nature White	1350-1400lm
C143-F5630X30-P-12C-SG1											Pure White	1450-1500lm
C143-F5630X30-W-12/24-SG1	SAMSUNG	G1/LM561A	60	14.4W	12V/24V	CV Version	100lm/W	≥80	10mm	No/IP67	Warm White	1250-1300lm
C143-F5630X30-N-12/24-SG1											Nature White	1350-1400lm
C143-F5630X30-P-12/24-SG1											Pure White	1450-1500lm

Remark: X stands for waterproof version, A stands for non-waterproof version, C stands for IP67 waterproof version.
CT/K: Warm White 2700-2900K, 3000-3200K, Nature White 4000-4500K, Pure White 6000-6500K
CC means constant current version, CV means Constant Voltage Version

