

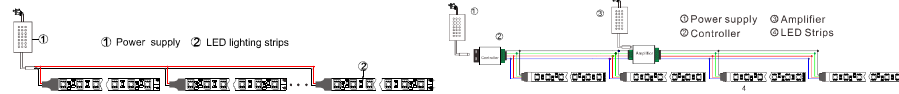
CRI≥90 SMD5050 LED Flexible Strips



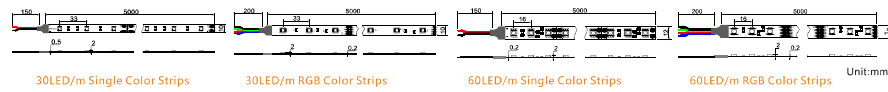
Features:

- LED: SMD5050
- LED Quantity: 30LED/m and 60LED/m
- Power: 7.2W/m and 14.4W/m
- Voltage: DC12V/DC24V
- PCB Width: 10mm
- Color: RGB, Red, Blue, Green, Yellow, Warm White, Nature White, Pure White
- Waterproof: No/IP65/IP67/IP68
- Cutting: 3 LED cuttable for DC12V version and 6 LED cuttable for DC24V version

Connections:



Dimension Drawings:



Model No.	LED Type	CC/CV	LED Qty	Power (W/m)	Voltage	CRl(Ra)	PCB Width	Water-proof	Color	Lumen (lm/m)
C143-F5050X30-P-24C	SMD5050	CC Version	60	14.4W	24V	≥ 90/70	10mm	No/IP67	□ Pure White	1150-1200lm
C143-F5050X30-N-24C	SMD5050	CC Version	60	14.4W	24V	≥ 90/70	10mm	No/IP67	□ Nature White	1050-1100lm
C143-F5050X30-W-24C	SMD5050	CC Version	60	14.4W	24V	≥ 90/70	10mm	No/IP67	□ Warm White	1000-1050lm
C143-F5050X30-C-24C	SMD5050	CC Version	60	14.4W	24V	≥ 90/70	12mm	No/IP67	■ RGB	480-500lm
C143-F5050X30-B-24C	SMD5050	CC Version	60	14.4W	24V	≥ 90/70	10mm	No/IP67	■ Blue	300-320lm
C143-F5050X30-G-24C	SMD5050	CC Version	60	14.4W	24V	≥ 90/70	10mm	No/IP67	■ Green	790-810lm
C143-F5050X15-P-12/24	SMD5050	CV Versio	30	7.2W	12V/24V	≥ 90/70	10mm	No-IP68	□ Pure White	580-600lm
C143-F5050X15-N-12/24	SMD5050	CV Versio	30	7.2W	12V/24V	≥ 90/70	10mm	No-IP68	□ Nature White	550-570lm
C143-F5050X15-W-12/24	SMD5050	CV Versio	30	7.2W	12V/24V	≥ 90/70	10mm	No-IP68	□ Warm White	520-540lm
C143-F5050X15-C-12/24	SMD5050	CV Versio	30	7.2W	12V/24V	/	10mm	No-IP68	■ RGB	240-250lm
C143-F5050X15-R-12/24	SMD5050	CV Versio	30	7.2W	12V/24V	/	10mm	No-IP68	■ Red	170-180lm
C143-F5050X15-Y-12/24	SMD5050	CV Version	30	7.2W	12V/24V	/	10mm	No-IP68	■ Yellow	170-180lm
C143-F5050X15-B-12/24	SMD5050	CV Version	30	7.2W	12V/24V	/	10mm	No-IP68	■ Blue	465-470lm
C143-F5050X15-G-12/24	SMD5050	CV Version	30	7.2W	12V/24V	/	10mm	No-IP68	■ Green	520-525lm
C143-F5050X30-P-12/24	SMD5050	CV Version	60	14.4W	12V/24V	≥ 90/70	10mm	No-IP68	□ Pure White	1150-1200lm
C143-F5050X30-N-12/24	SMD5050	CV Version	60	14.4W	12V/24V	≥ 90/70	10mm	No-IP68	□ Nature White	1050-1100lm
C143-F5050X30-W-12/24	SMD5050	CV Version	60	14.4W	12V/24V	≥ 90/70	10mm	No-IP68	□ Warm White	1000-1050lm
C143-F5050X30-C-12/24	SMD5050	CV Version	60	14.4W	12V/24V	/	10mm	No-IP68	■ RGB	480-500lm
C143-F5050X30-R-12/24	SMD5050	CV Version	60	14.4W	12V/24V	/	10mm	No-IP68	■ Red	340-360lm
C143-F5050X30-Y-12/24	SMD5050	CV Version	60	14.4W	12V/24V	/	10mm	No-IP68	■ Yellow	340-360lm
C143-F5050X30-B-12/24	SMD5050	CV Version	60	14.4W	12V/24V	/	10mm	No-IP68	■ Blue	300-320lm
C143-F5050X30-G-12/24	SMD5050	CV Version	60	14.4W	12V/24V	/	10mm	No-IP68	■ Green	790-810lm

Remark: CT/K: Warm White 2200-3500K, Nature White 4000-4500K, Pure White 6000-6500K

SMD3528 LED Flexible Strips



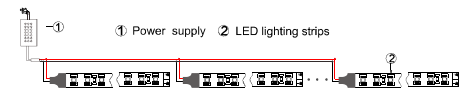
Features:

- LED: SMD3528
- LED Quantity: 60LED/m and 120LED/m
- Power: 4.8W/m and 9.6W/m
- Voltage: DC12V/DC24V
- PCB Width: 8mm
- Color: Red, Blue, Green, Yellow, Warm White, Nature White, Pure White
- Waterproof: No/IP65/IP67/IP68
- Cutting: 3 LED cuttable for DC12V version and 6 LED cuttable for DC24V version

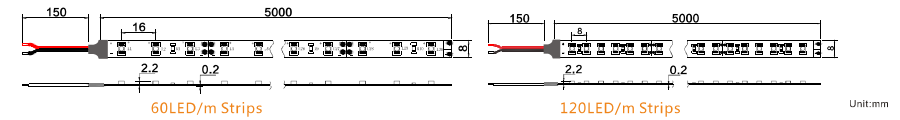
Applications:

- Cove Lighting
- Architectural decorative lighting
- Archway, canopy and bridge edge lighting
- Auditorium walkway lighting
- Backlighting for signage letters
- Channel letter lighting

Connections:



Dimension Drawings:



Model No.	LED Type	CC/CV	LED Qty	Power (W/m)	Voltage	CRl(Ra)	PCB Width	Water-proof	Color	(CT.K)	Lumen (lm/m)
C143-F3528X30-P-12/24	3528	CV Version	60	4.8W	12V/24V	≥ 70	8mm	No-IP68	□ Pure White	6000-7000K	400-420lm
C143-F3528X30-N-12/24	3528	CV Version	60	4.8W	12V/24V	≥ 70	8mm	No-IP68	□ Nature White	4000-4500K	370-390lm
C143-F3528X30-W-12/24	3528	CV Version	60	4.8W	12V/24V	≥ 70	8mm	No-IP68	□ Warm White	2200-3500K	340-360lm
C143-F3528X30-R-12/24	3528	CV Version	60	4.8W	12V/24V	/	8mm	No-IP68	■ Red	620-630	110-120lm
C143-F3528X30-Y-12/24	3528	CV Version	60	4.8W	12V/24V	/	8mm	No-IP68	■ Yellow	585-595	110-120lm
C143-F3528X30-B-12/24	3528	CV Version	60	4.8W	12V/24V	/	8mm	No-IP68	■ Blue	455-470	100-110lm
C143-F3528X30-G-12/24	3528	CV Version	60	4.8W	12V/24V	/	8mm	No-IP68	■ Green	510-525	260-270lm
C143-F3528X60-P-12/24	3528	CV Version	120	9.6W	12V/24V	≥ 70	8mm	No-IP68	□ Pure White	6000-7000K	800-840lm
C143-F3528X60-W-12/24	3528	CV Version	120	9.6W	12V/24V	≥ 70	8mm	No-IP68	□ Nature White	4000-4500K	760-780lm
C143-F3528X60-P-12/24	3528	CV Version	120	9.6W	12V/24V	≥ 70	8mm	No-IP68	□ Warm White	2200-3500K	700-720lm
C143-F3528X60-R-12/24	3528	CV Version	120	9.6W	12V/24V	/	8mm	No-IP68	■ Red	620-630	220-240lm
C143-F3528X60-Y-12/24	3528	CV Version	120	9.6W	12V/24V	/	8mm	No-IP68	■ Yellow	585-595	220-240lm
C143-F3528X60-B-12/24	3528	CV Version	120	9.6W	12V/24V	/	8mm	No-IP68	■ Blue	455-470	200-220lm
C143-F3528X60-G-12/24	3528	CV Version	120	9.6W	12V/24V	/	8mm	No-IP68	■ Green	510-525	520-540lm

Remark: X stands for waterproof version, A stands for non-waterproof version, B stands for IP65 waterproof version  
C stands for IP67 waterproof version, D stands for IP68 waterproof version  
CC means constant current version, CV means Constant Voltage Version