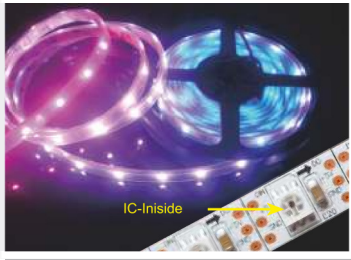


## Special LED Strips



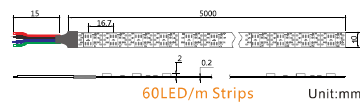
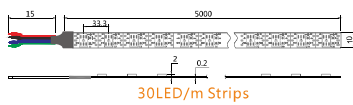
### WS 2811 Digital Strips with IC inside LED



#### Features:

- LED: SMD5050
- LED Quantity: 30LED/m, 60LED/m
- Power: 9W/m, 18W/m
- Voltage: DC5V
- Color: Dream Color
- Waterproof: Non-Waterproof, IP67 Version
- Cutting: 1LED Cutting for DC5V

#### Dimension Drawings:



Model No.	LED Type	IC	CC/CV	LED Qty	Power (W/m)	Voltage	PCB Width	Water-proof	Color	$\lambda$ (Nm)
C143-F5050A15-D-5	SMD5050	WS2811	CV Version	30	9W/m	5V	10mm	No	■ Dream Color	620-630 510-525 455-470
C143-F5050C15-D-5	SMD5050	WS2811	CV Version	30	9W/m	5V	10mm	IP67	■ Dream Color	620-630 510-525 455-470
C143-F5050A30-D-5	SMD5050	WS2811	CV Version	60	18W/m	5V	10mm	No	■ Dream Color	620-630 510-525 455-470
C143-F5050C30-D-5	SMD5050	WS2811	CV Version	60	18W/m	5V	10mm	IP67	■ Dream Color	620-630 510-525 455-470

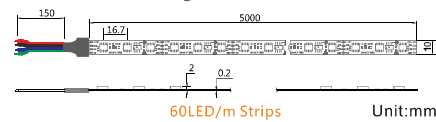
### DMX Digital Strips



#### Features:

- LED: SMD5050
- LED Quantity: 60LED/m
- Power: 14.4W/m
- Voltage: DC12V
- Color: Dream Color
- Waterproof: Non-Waterproof, IP67 Version
- Cutting: 3LED cutting for DC12V Version

#### Dimension Drawings:



Model No.	LED Type	IC	CC/CV	LED Qty	Power (W/m)	Voltage	PCB Width	Water-proof	Color	$\lambda$ (Nm)
C143-F5050A30-D-12	SMD5050	DMX	CV Version	60	14.4W/m	12V	10mm	No	■ Dream Color	620-630 510-525 455-470
C143-F5050C30-D-12	SMD5050	DMX	CV Version	60	14.4W/m	12V	10mm	IP67	■ Dream Color	620-630 510-525 455-470

Remark: CC means constant current version, CV means Constant Voltage Version

## Special LED Strips




### Angle-Adjustable LED Strips



#### Features:

- SAMSUNG LED and Taiwan Chip LED
- LED: SMD5630
- Constant current version
- LED Quantity: 70LED/m
- Power: 15W/m
- Voltage: DC24V
- Color: Warm White, Nature White, Pure White
- Waterproof: Non-Waterproof
- Cutting: 7LED cutting

#### Dimension Drawings:




#### 70LED/m Strips

Unit:mm

Model No.	LED/IC Brand	LED Type	LED Qty	Power (W/m)	Voltage	CC/CV	Light Efficiency	CRI(Ra)	PCB Width	Water-proof	Color	Lumen (lm/m)
C143-F5630A35-W-24C-SG1-AG											□ Warm White	1400-1500lm
C143-F5630A35-N-24C-SG1-AG	SAMSUNG	SMD5630	70	15W/m	24V	CC Version	115lm/W	≥ 80	5+8mm	No	□ Nature White	1550-1650lm
C143-F5630A35-P-24C-SG1-AG	G1/LM561A										□ Pure White	1650-1750lm
C143-F5630A35SA-W-24C-AG											□ Warm White	1300-1400lm
C143-F5630A35SA-N-24C-AG	Taiwan Chip LED	SMD5630	70	15W/m	24V	CC Version	115lm/W	≥ 90	5+8mm	No	□ Nature White	1400-1500lm
C143-F5630A35SA-P-24C-AG											□ Pure White	1500-1600lm

Remark: CC means constant current version, CV means Constant Voltage Version

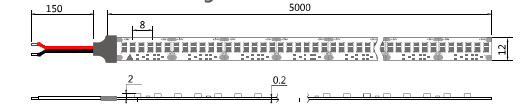
### High Density CRI ≥ 90 LED Strips



#### Features:

- LED: SMD3528
- Constant current version
- LED Quantity: 228LED/m
- Power: 18W/m
- Voltage: DC24V
- Color: Warm White, Nature White, Pure White, Green, Blue
- Waterproof: Non-Waterproof
- Cutting: 6LED cutting

#### Dimension Drawings:



#### 228LED/m Strips

Unit:mm

Model No.	LED Type	CC/CV	LED Qty	Power (W/m)	Voltage	Light Efficiency	CRI(Ra)	PCB Width	Water-proof	Color	$\lambda$ (Nm)/(CT.K)	Lumen (lm/m)
C143-F3528A114SA-W-24C										□ Warm White	2500-3100K	1450-1500lm
C143-F3528A114SA-N-24C	SMD3528	CC Version	228	18W	24V	88lm/W	≥ 90	12mm	No	□ Nature White	4000-4500K	1500-1550lm
C143-F3528A114SA-P-24C										□ Pure White	6000-6500K	1550-1600lm
C143-F3528A114-B-24C	SMD3528	CC Version	228	18W	24V	/	/	12mm	No	■ Blue	455-470nm	400-420lm
C143-F3528A114-G-24C	SMD3528	CC Version	228	18W	24V	/	/	12mm	No	■ Green	510-525nm	1000-1050lm

Remark: CC means constant current version, CV means Constant Voltage Version