

LED INTEGRATED TUBE LIGHT SERIES



LED T8 INTEGRATED TUBE LIGHT

Features

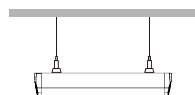
- Series: Integrated Light
- Length: 2ft. 3ft. 4ft. 5ft. 6ft. 8ft
- Input Voltage: 100-240VAC/120-277VAC 50-60Hz
- Power Factor: >0.9
- Color Temperature: 2700-6500K
- Light Colour: Warm White/Natural White/Cool White
- Life Span: 50,000 hours
- Integrated design, easy installation



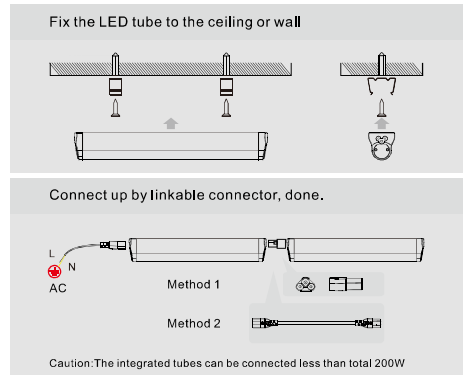
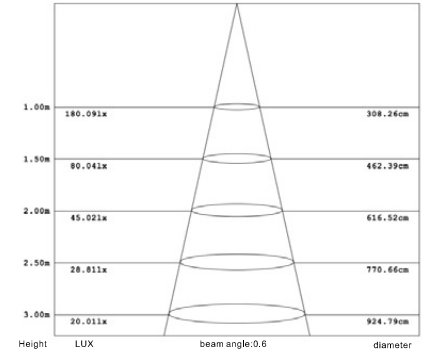
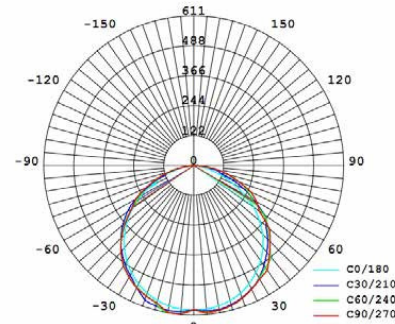
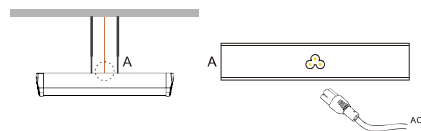
Patent Number

ZL201120066365.6 ZL201220033226.8 ZL201230021350.8 PCT/CN2011/002036

Optional 1



Optional 2



| Model | Size | LED | Power | Material | Packing (CTN) | Carton Size(mm) |
|--------------------|-------------------------|-----------------|---------|-------------------|---------------|-----------------|
| C249-T8DL600-9W1 | 0.6M/2FT (582x40x42mm) | SMD2835/SMD3014 | 9W | AL+Clear/Milky PC | 20pcs | 725x245x205mm |
| C249-T8DL900-13W1 | 0.9M/3FT (888x40x42mm) | SMD2835/SMD3014 | 12W/13W | AL+Clear/Milky PC | 20pcs | 1035x245x205mm |
| C249-T8DL1200-18W1 | 1.2M/4FT (1192x40x42mm) | SMD2835/SMD3014 | 18W | AL+Clear/Milky PC | 20pcs | 1335x245x205mm |
| C249-T8DL1200-22W1 | 1.2M/4FT (1192x40x42mm) | SMD2835/SMD3014 | 22W | AL+Clear/Milky PC | 20pcs | 1335x245x205mm |
| C249-T8DL1500-22W1 | 1.5M/5FT (1493x40x42mm) | SMD2835/SMD3014 | 21W/22W | AL+Clear/Milky PC | 20pcs | 1640x245x205mm |
| C249-T8DL1500-25W1 | 1.5M/5FT (1493x40x42mm) | SMD2835/SMD3014 | 25W | AL+Clear/Milky PC | 20pcs | 1640x245x205mm |
| C249-T8DL1800-28W1 | 1.8M/6FT (1795x40x42mm) | SMD2835/SMD3014 | 28W | AL+Clear/Milky PC | 20pcs | 1900x245x205mm |
| C249-T8DL2400-36W1 | 2.4M/8FT (2368x40x42mm) | SMD2835/SMD3014 | 36W | AL+Clear/Milky PC | 10pcs | 2510x105x250mm |
| C249-T8DL2400-44W1 | 2.4M/8FT (2368x40x42mm) | SMD2835/SMD3014 | 44W | AL+Clear/Milky PC | 10pcs | 2510x105x250mm |