



GROW LIGHT G12 SERIES

C240-G12 Series

FEATURES

- ▶ 200 - 500 watt - Replaces 400 -1000 watt HID.
- ▶ Lamp Life Hours - 100,000.
- ▶ Direct Mounted High Efficiency Ballast.
- ▶ Designed to work between the plants.
- ▶ Quick Connect Lamp to Ballast. 5 Year Lamp & Ballast Warranty.
- ▶ Low Weight Design, Designed to Cover 4 ft. x 4 ft. Area.

CERTIFICATION



Accessories

Length 15ft



Length 8ft



DETAILS PHOTOS



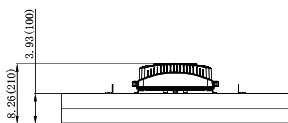
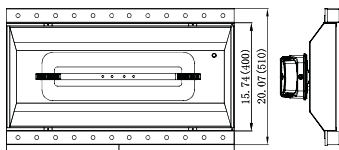
LAMP SPECIFICATIONS

Wattage	Dimensions(LxWxH) inch/mm	Rated Life	Surface Temp.	Descriptions
200W	17.52x5.79x3.43(445x152x87)	100,000 Hours	<212°F(100°C)	Different Spectrum available upon request
250W	17.52x5.79x3.43(445x152x87)			
300W	21.38x5.98x3.43(543x152x87)			
400W	33.38x6.93x3.43(848x176x87)			
500W	41.26x6.93x4.30(1048x176x109)			

BALLAST SPECIFICATIONS

Wattage	Dimensions (LxWxH) inch/mm	Input Voltage	Current(A)	Frequency	Power Factor	Operating Temp.
200W	11.49x6.77x4.41 292x172x112	120-277/347V	1.67-0.72/0.58	50/60	>0.96	-20 to 130 F -30 to 54 C
250W			2.08-0.90/0.72			
300W			2.50-1.08/0.86			
400W			3.33-1.44/1.15			
500W			2.40-1.81/1.44			

DIMENSION

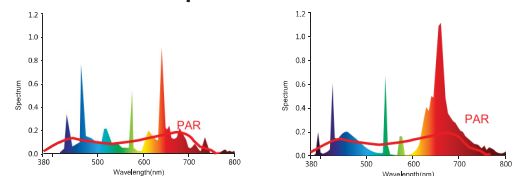


200~300W	29.53(750)
400W	39.37(1000)
G 12C 500W	47.24(1200)

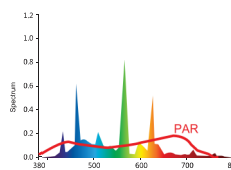
Ordering Code

Model	Wattage	L inch(mm)
G 12A	200~300W	29.53(750)
G 12B	400W	39.37(1000)
G 12 C	500W	47.24(1200)

Available Spectrum For Induction

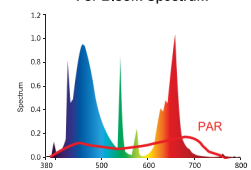


Full Spectrum With High PAR



6500k Spectrum

For Bloom Spectrum



Bi Spectrum