



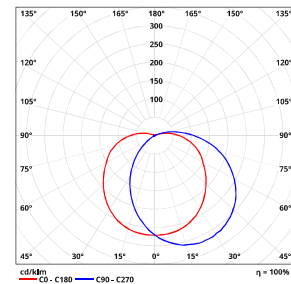
18W LED 120V

- 30 000 hours (L70/B50)
- Not dimmable
- 3000K
- CRI>80
- MacAdam/SDCM: 3
- Fixed LED Light Source. Can be replaced by authorized personnel.

1100 LED

- 50 000 hours (L70/B50)
- 330 lm (3000K)
- Not dimmable
- 3000K
- CRI>80
- MacAdam/SDCM: 3
- Fixed LED Light Source. Can be replaced by authorized personnel.

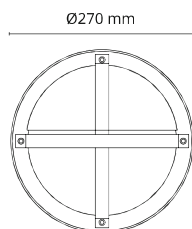
Photometric: 1100 LED



TANTO	E26 ETL E26 120V IP65	E27 E27 230V IP65	18W G24d-2 230V IP65	18W HF G24q-2 230V IP65	26W G24d-3 230V IP65
WHITE	651548	611540	611542	611543	611544
BLACK	654548	614540	614542	614543	614544
GRAPHITE	653548	623540	623542	623543	623544
RECESSING PLATE	900114	900114	900114	900114	900114


	26W HF G24q-3 230V IP65	1100 LED 3000K Fixed LED, 230V IP65	1100 LED 3000K TWILIGHT Fixed LED, 230V IP65	18W LED 3000K 120V ETL Fixed LED Light Source, 120V
WHITE	611546	641540	641544	621635
BLACK	614546	644540	644544	624635
GRAPHITE	623546	643540	643544	633635
RECESSING PLATE	900114	900114	900114	900114

MATERIAL: Housing: Aluminium. Surface treatment: Dry powder polyester coating. Diffuser: UV-stabilized polycarbonate



Recessing plate

This fixture is also available with a back plate allowing the fixture to be semi recessed into concrete walls or other types of construction material.



Materials and Manufacturing:

The aluminium housing is made of high purity marine grade aluminium and treated with a 6 stage chrome plating treatment and dry powder polyester coating ensuring excellent corrosion resistance.

All screws are made of marine grade stainless steel. The diffuser is made of UV stabilized polycarbonate protecting against warping or discoloration and is vandal proof.

